

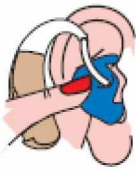

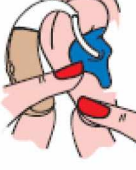



# Inserting your hearing aid with ear moulds

## Information for patients from the Audiology Department

The following instructions outline how to insert your hearing aid with ear moulds. If you have any questions or problems, please contact the Audiology Department.

### How do I insert my hearing aid with ear moulds?

			
<p>1. Hold the hearing aid by the ear mould using your thumb and finger, and raise to your ear. Line up the mould, so that the bottom part is going into your ear canal and the top part is lining up just behind the fold in your ear, above your ear canal.</p>	<p>2. Put the bottom half of the mould into your ear. Press the rest of the mould firmly into your ear.</p>	<p>3. To help with fitting, use your other hand to pull down on your ear lobe.</p>	<p>4. Hook the hearing instrument over the top of your ear, so that it sits behind comfortably.</p>

### What if I have any questions or concerns about my hearing aid(s)?

If you have any questions or concerns, please contact us using the details below.

- Audiology Department**

Telephone: 01227 864252 (lines are open 10am to 12 noon and 2pm to 4pm)

Email (EKH-TR.audiology@nhs.net)

**This leaflet has been produced with and for patients.**

**Please let us know:**

- If you have any accessibility needs; this includes needing a hearing loop or wanting someone to come with you to your appointment.
- If you need an interpreter.
- If you need this information in another format (such as Braille, audio, large print or Easy Read).

**You can let us know this by:**

- Visiting the Trust web site (<https://www.ekhuft.nhs.uk/ais>).
- Calling the number at the top of your appointment letter.
- Adding this information to the Patient Portal (<https://pp.ekhuft.nhs.uk/login>).
- Telling a member of staff at your next appointment.

**Any complaints, comments, concerns or compliments**, please speak to a member of your healthcare team. Or contact the Patient Advice and Liaison Service on 01227 783145 or email ([ekh-tr.pals@nhs.net](mailto:ekh-tr.pals@nhs.net)).

**Patients should not bring large sums of money or valuables into hospital.** Please note that East Kent Hospitals accepts no responsibility for the loss or damage to personal property, unless the property has been handed into Trust staff for safe-keeping.

**Further patient information leaflets** are available via the East Kent Hospitals' web site (<https://www.ekhuft.nhs.uk/patient-information>).

Reference number: Web 560e

First published:  
October 2024

Last reviewed:  
October 2024

Next review date:  
February 2028

Copyright © East Kent Hospitals University NHS Foundation Trust.