



Having a hearing test at the hospital

Information for patients from the Audiology Department

Due to possible hearing difficulties, your GP or ear nose and throat (ENT) consultant have referred you to the hospital for a hearing test. This test will determine the quietest sounds that you can hear at different intensities.

This leaflet will explain:

- what will happen at your appointment; and
- what happens afterwards.

We hope it will help to answer some of the questions you may have. If you have any further questions or concerns, please speak to the audiologist at your appointment.

How do I prepare for my appointment?


Your hearing test can be affected if you have recently been exposed to loud noises. Loud noises can include loud concert noises or heavy machinery drilling. If possible, do not expose yourself to very loud noises for 48 hours before your appointment.

What will happen at my hearing test?

Please refer to your appointment letter about where to go for your appointment.

The audiologist will perform your test in a soundproof room or booth in the Audiology Department.

The audiologist will examine both your ears with an otoscope. An otoscope is a small hand-held device that illuminates your ear canal and ear drum. To perform this test, the audiologist places the small tip of the otoscope into the entrance of your ear canal.




Soundproof room in the Audiology Department



Patient having their ear examined with an otoscope

You will hear sounds through headphones and a headband that covers your ears and goes across your head.

Every time you hear a sound you need to press a hand-held button. The audiologist may ask you if you can hear the sounds even when there is continuous background noise.



Patient wearing headphones



Patient wearing headband



Hand-held button


You may also need a test called a tympanometry. This test will check the health of your eardrum and middle ear. The test involves gently placing a small rubber tip into the entrance of your ear canal, and slowly changing the pressure in your ear. It feels like a gentle flow of air in your ear canal. The test takes a few seconds for each ear and is not uncomfortable. If you need to have this test, your audiologist will explain what will happen in more detail during your appointment.

What happens after my assessment?

Your audiologist will explain your results to you before you leave hospital.

If you were also referred for hearing aid(s), we will discuss that with you after this appointment.

We will send your result(s) to your ENT consultant or your GP, whoever referred you for your hearing test.



Audiologist showing patient their results

How long will the appointment take?

Your appointment will take approximately 20 to 30 minutes.

Contact details

- **Audiology Department**

Telephone: 01227 864252 (lines are open 10am to 12 noon and 2pm to 4pm)

Email (EKH-TR.audiology@nhs.net)

This leaflet has been produced with and for patients.

Please let us know:

- If you have any accessibility needs; this includes needing a hearing loop or wanting someone to come with you to your appointment.
- If you need an interpreter.
- If you need this information in another format (such as Braille, audio, large print or Easy Read).

You can let us know this by:

- Visiting the Trust web site (<https://www.ekhft.nhs.uk/ais>).
- Calling the number at the top of your appointment letter.
- Adding this information to the Patient Portal (<https://pp.ekhft.nhs.uk/login>).
- Telling a member of staff at your next appointment.

Any complaints, comments, concerns or compliments, please speak to a member of your healthcare team. Or contact the Patient Advice and Liaison Service on 01227 783145 or email (ekh-tr.pals@nhs.net).

Patients should not bring large sums of money or valuables into hospital. Please note that East Kent Hospitals accepts no responsibility for the loss or damage to personal property, unless the property has been handed into Trust staff for safe-keeping.

Further patient information leaflets are available via the East Kent Hospitals' web site (<https://www.ekhft.nhs.uk/patient-information>).

Reference number: Web 559

First published:
June 2021

Last reviewed:
November 2024

Next review date:
March 2028



Illustrations and Photographs created by the Medical Photography Department.

Copyright © East Kent Hospitals University NHS Foundation Trust.