


# Coming to hospital for an MRI scan

## Information for patients



An MRI scan takes pictures of the inside of your body.



Before you come to hospital, read your appointment letter or text message.

This will tell you what you need to do before you come for your scan.





If you have one, bring your **My Healthcare Passport** to the hospital.

Show your passport to the MRI staff member looking after you.



You will have your MRI scan in the:

- Radiology (x-ray) Department, or
- mobile scanner in the hospital car park.



Show the receptionist your appointment letter or text message.



You will be asked to sit in the waiting area.

If you are having your MRI in a mobile scanner, you will be asked to wait in your car.



A family member, friend or carer can stay with you in the waiting area.

If you need a carer or family member to help you get ready for your scan, please tell a member of staff.



You will be asked to take off:

- your watch
- jewellery, and
- any other loose items, such as monitors and belts.

You will be asked to put these in a locker.



You will be asked to change into a hospital gown.

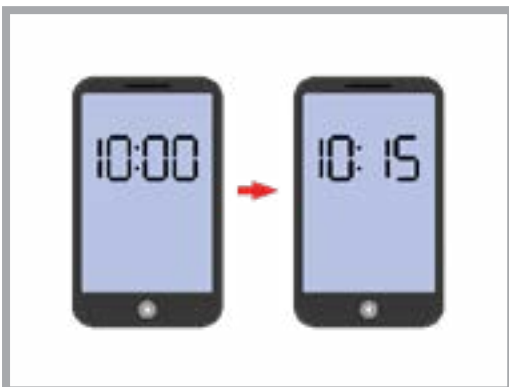
If you need help, please ask a member of staff.



An MRI staff member will complete your MRI Safety screening and explain the procedure. Please ask if you have any questions.

Please answer all questions in as much detail as possible.

Tell the member of staff if you are or may be pregnant or breastfeeding.



A member of staff will tell you how long your scan will take.



Your appointment text or letter will tell you if you need an injection before your scan.

If you do, this will be explained to you before a cannula is put into your arm.

A cannula is a small plastic tube.





A member of staff will take you into the scan room.

A family member, friend or carer may be able to come into the scan room with you. Please ask the member of staff.



You will be asked to lie down on a table.

You must lie very still.

If you are worried or have questions, please speak to the member of staff.



So the pictures can be taken, the member of staff will put:

- soft coils; or
- lightweight equipment over you.



An MRI scan is very noisy.

To protect your ears, you will be given:

- ear plugs; and
- headphones.

Some people do not like being in the tunnel. Please tell the member of staff if you are worried.



The table will move into the scanner.

The scan does not hurt.

Nothing touches you, other than the cover placed over you.



A member of staff will be in a room next door. They can see you through a window.

They can talk to you as well.

They will support you throughout your scan. Please tell them if you are worried or have questions.



You will be given an alarm button to hold during your scan.

**If you are scared and want the scan to stop, press this button to speak to the member of staff.**



A member of staff will tell you when your scan is finished.



A member of staff will remove the cannula from your arm.

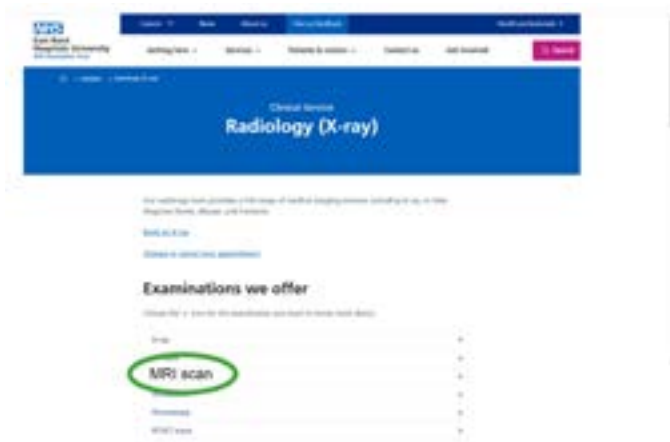


You can get dressed and go home straight after your scan.



Your results will be given to the doctor who sent you to the hospital for your scan.

This doctor will talk to you about your scan results.



For more information on MRI scans, please go to the Radiology web site

[www.ekhuff.nhs.uk/services/radiology/](http://www.ekhuff.nhs.uk/services/radiology/)





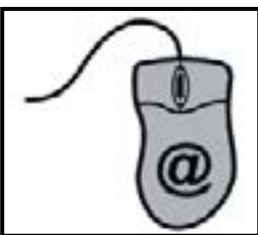
## Our Patient Advice and Liaison Service (PALS) can help you.

You can ask a question or tell them if you are unhappy about something.

- **Phone:** 01227 783145

The team can phone you back.

- **Email:** [ekh-tr.pals@nhs.net](mailto:ekh-tr.pals@nhs.net)



- **Post:** Patient Advice and Liaison Service (PALS), Trust Offices  
Kent and Canterbury Hospital  
Ethlebert Road, Canterbury  
CT1 3NG

**Created together with people with a communication need,  
the experts by experience**

